

For slides and Open
Society study

www.achimgoerres.de

Empirische
Politik@
UDE

UNIVERSITÄT
DUISBURG
ESSEN

Offen im Denken

Political Differences and Similarities across Generations in Europe

*6 Insights about Age Groups and Politics in France
from a European Perspective*

Achim Goerres

Objectives of this Presentation

- Empirical snap shot of age groups and politics across Europe
- Compare French with other European experiences
- Political Participation
 - Voting Participation
 - Street demonstrations
- Political Ideology
 - Economic conservatism
 - Cultural conservatism



Many Dimensions of Mass Political Participation

- Individual actions intended to influence political outcomes

| | | Within the institutions of representative democracy (institutionalised participation) | |
|-----------------------------------------------------------------------------------------------|-----|---------------------------------------------------------------------------------------|---------------|
| | | no | yes |
| Outside of the institutions of representative democracy (non-institutionalised participation) | no | Not politically active | Only Voters |
| | yes | Only non-institutionalised participants | Vote Plussers |

Age groups and Political Activities in France in 2010-14

| | Not Active | Only Voters | Only Non-Institutionalised Particip. | Vote Plussers |
|-------------------------|------------|-------------|--------------------------------------|---------------|
| Overall | 18 | 39 | 8 | 35 |
| Young (18-29 yrs) | 34 | 26 | 18 | 22 |
| Middle-aged (30-59 yrs) | 18 | 34 | 10 | 38 |
| Older People (60+ yrs) | 12 | 55 | 2 | 31 |

Estimates from European Social Survey 5-7

Age groups and Political Activities in France *relative to Europe (26 countries)*

| | Not Active | Only Voters | Only Non-Institutionalised Particip. | Vote Plussers |
|-------------------------|------------|-------------|--------------------------------------|---------------|
| Young (18-29 yrs) | +6 | -10 | +9 | -4 |
| Middle-aged (30-59 yrs) | | | | |
| Older People (60+ yrs) | -1 | -2 | 0 | +3 |

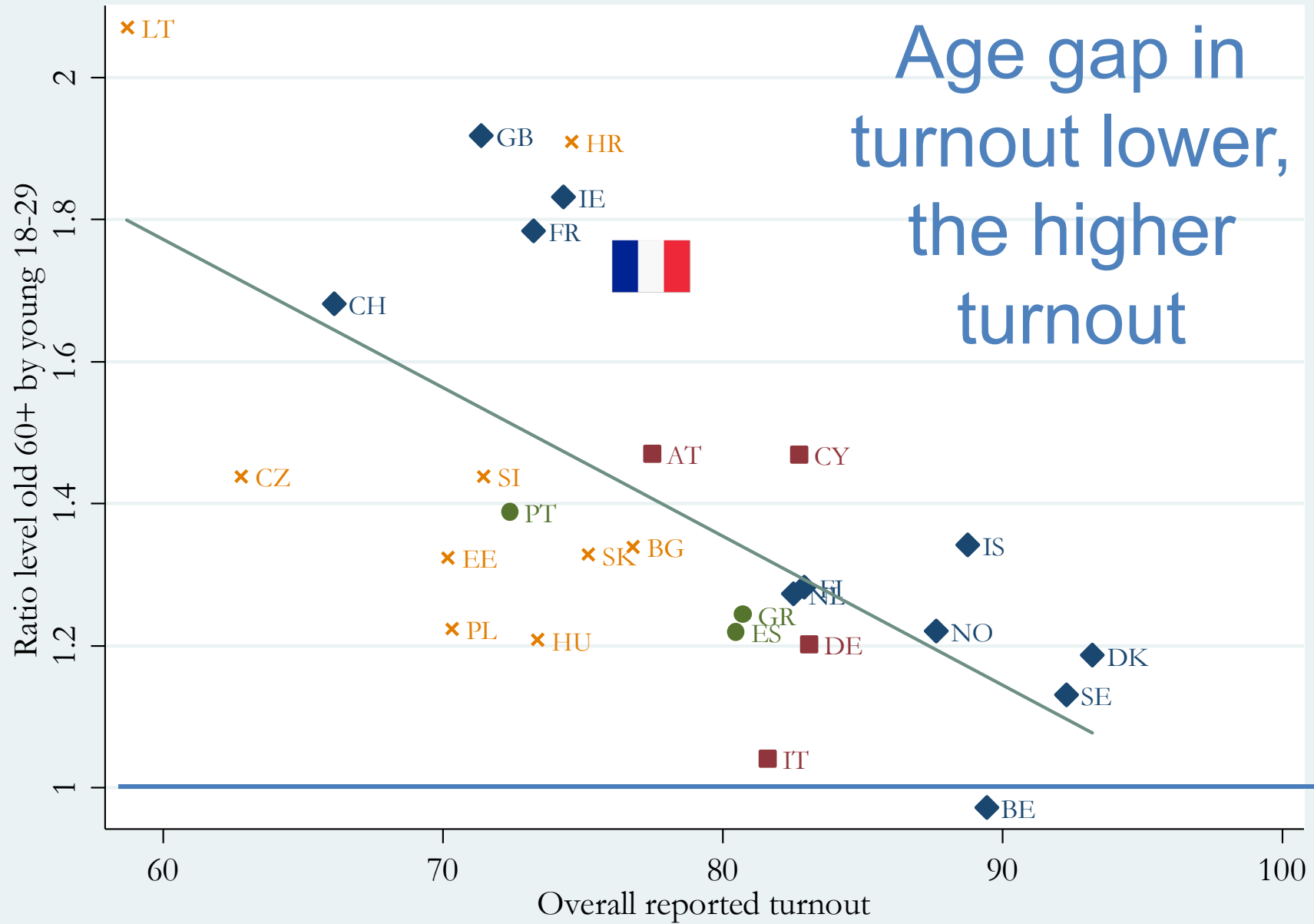
#1: Young people in France are more outside of the electoral process than the average young Europeans.
 #2: Older people in France behave politically like the average older Europeans.

Age Groups and Voting in France in European Comparison

| | Overall | Level among young (18-29 yrs) | Level among older people (60+) | Ratio old to young |
|------------------|---------|-------------------------------|--------------------------------|--------------------|
| Lithuania | 59 | 34 | 70 | 2.07 |
| France | 73 | 48 | 86 | 1.78 |
| Mean | 78 | 62 | 84 | 1.41 |
| Belgium | 89 | 90 | 88 | 0.97 |

#3: The gap in voting participation between older and young people in France is particularly big in European comparison.

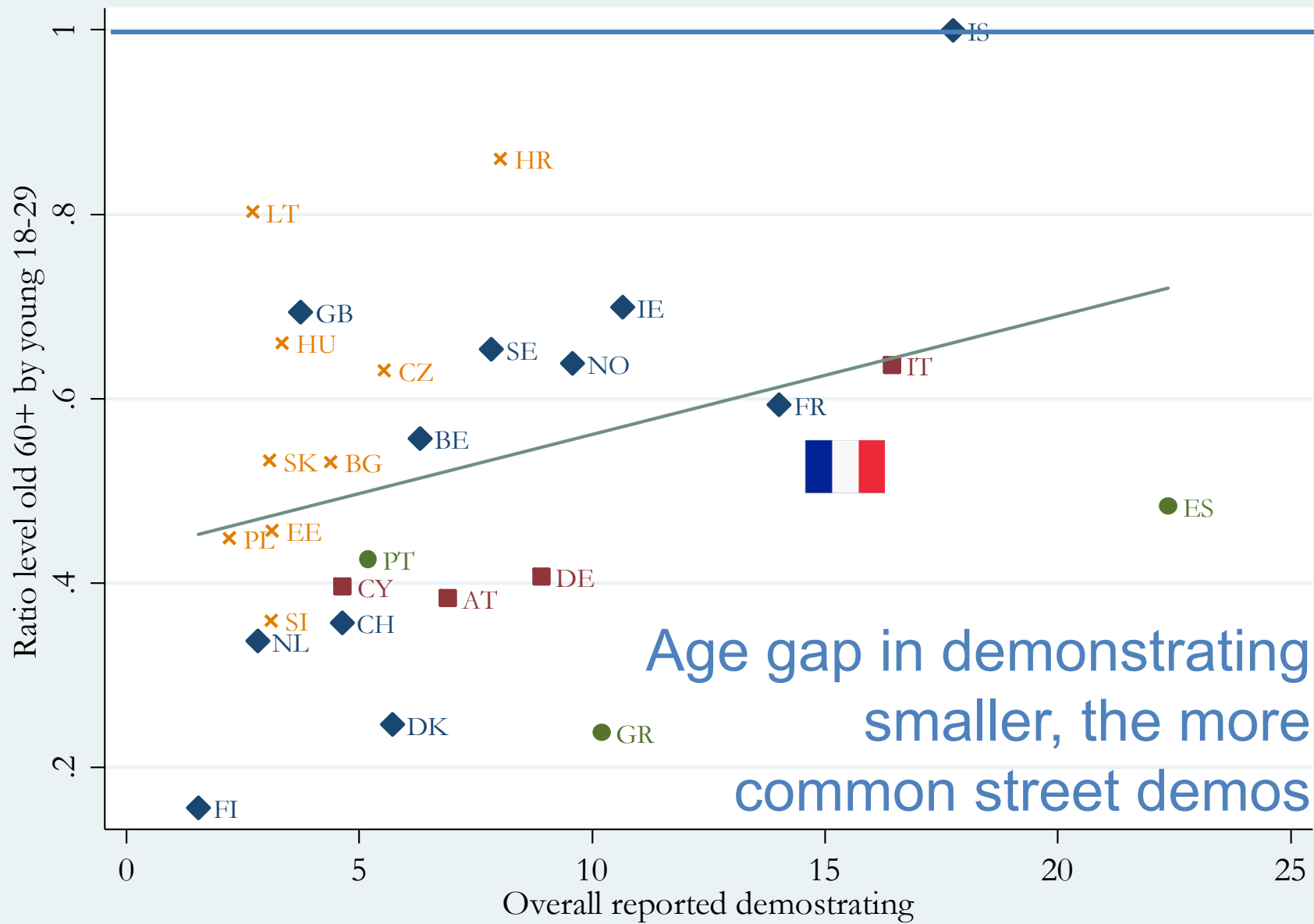
Age gap in turnout lower, the higher turnout



Age Groups and Street Demonstrations in France in a European Comparison

| | Overall | Level among young (18-29 yrs) | Level among older people (60+) | Ratio old by young |
|-------------|---------|-------------------------------|--------------------------------|--------------------|
| Iceland | 18 | 16 | 16 | 1.00 |
| France | 14 | 16 | 10 | 0.59 |
| <i>Mean</i> | 7 | 9 | 5 | <i>0.53</i> |
| Finland | 2 | 4 | 1 | 0.16 |

#4: The gap in demonstrating between older and young people in France is around the European mean.



Placing Age Groups in Political Space

- Two dominant dimensions of political ideology
 - Economic left-right
 - Cultural left-right
- **Economic Left-right:** Agreement with the statement “The government should take measures to reduce differences in income levels.”
- **Cultural left-right:** agreement with the statement “Gay men and lesbians should be free to live their own life as they wish.”

Support for income redistribution in France relative to Europe in 2010-14

| | Overall | Level among young (18-29 yrs) | Level among older people (60+) | Ratio old by young |
|----------------|---------|-------------------------------|--------------------------------|--------------------|
| Iceland | 73 | 59 | 86 | 1.46 |
| France | 75 | 70 | 78 | 1.12 |
| Mean | 75 | 71 | 79 | 1.13 |
| Britain | 63 | 65 | 62 | 0.96 |

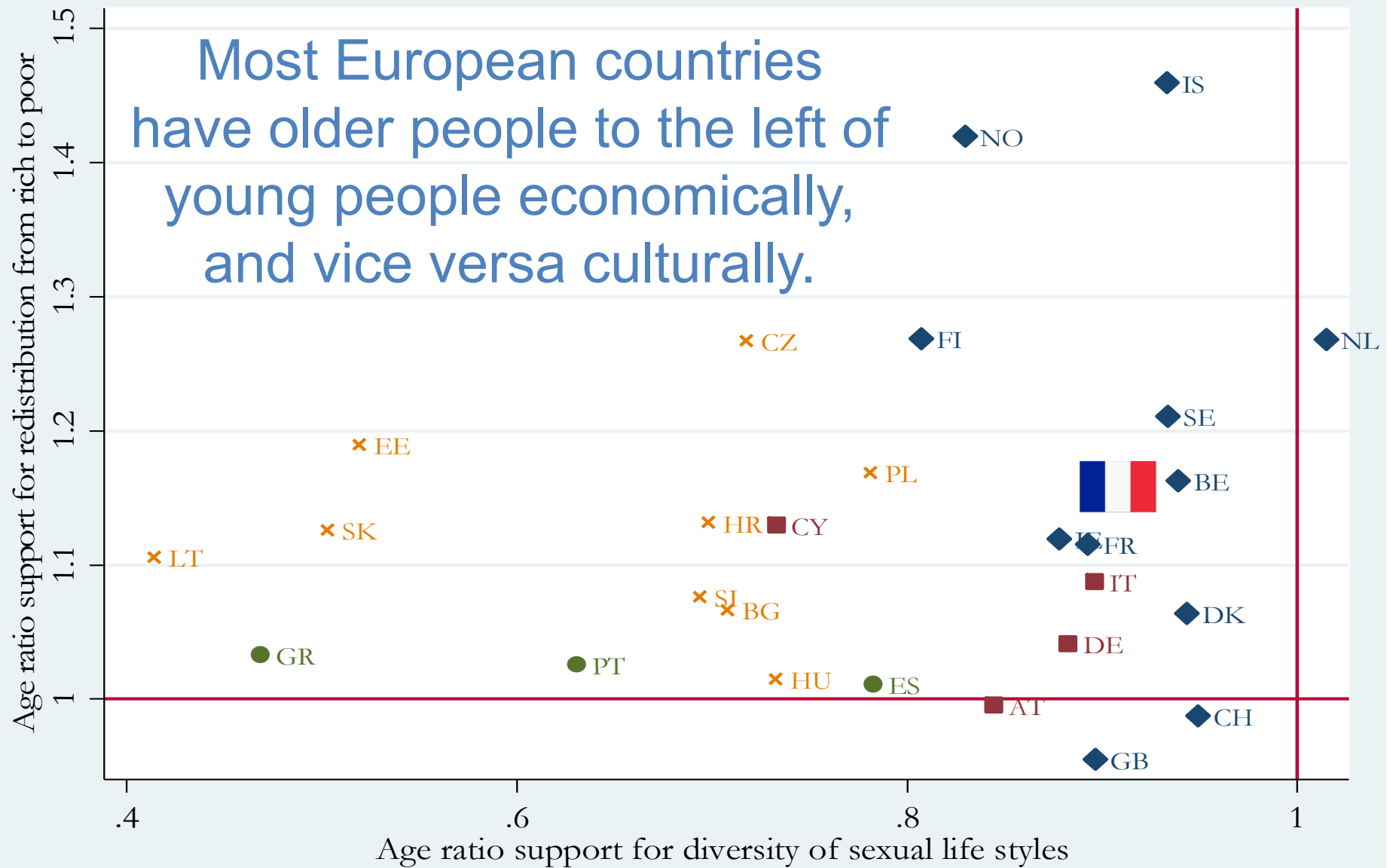
#5: Young people in France are economically more conservative than older people, like in most of Europe.

Support for Free Expression of Homosexual Life Styles in France in 2010-14 relative to Europe

| | Overall | Level among young (18-29 yrs) | Level among older people (60+) | Ratio old by young |
|--------------------|---------|-------------------------------|--------------------------------|--------------------|
| Netherlands | 93 | 90 | 91 | 1.01 |
| France | 82 | 84 | 75 | 0.89 |
| Mean | 69 | 75 | 61 | 0.78 |
| Lithuania | 20 | 30 | 13 | 0.41 |

#6: Young people in France are culturally more progressive than older people, like in most of Europe.

Most European countries have older people to the left of young people economically, and vice versa culturally.



Summary and Implications

1. Young people in France are more outside of the electoral process than the average young Europeans.
 2. Older people in France behave politically like the average older Europeans.
 3. The gap in voting participation between older and young people in France is particularly big in European comparison.
 4. The gap in demonstrating between older and young people in France is around the European mean.
- ***Young Frenchmen and “old” politics more strongly separated than in other countries***
 - ***Ageing Democracies and the focus on young people***

Summary and Implications

5. Young people in France are economically more conservative than older people, like in most of Europe.
6. Young people in France are culturally more progressive than older people, like in most of Europe.

➤ ***wrong myths***

➤ ***Economic public mood swings***

➤ ***Cultural modernisation and cohorts***

Thanks you very much for listening!

www.achimgoerres.de